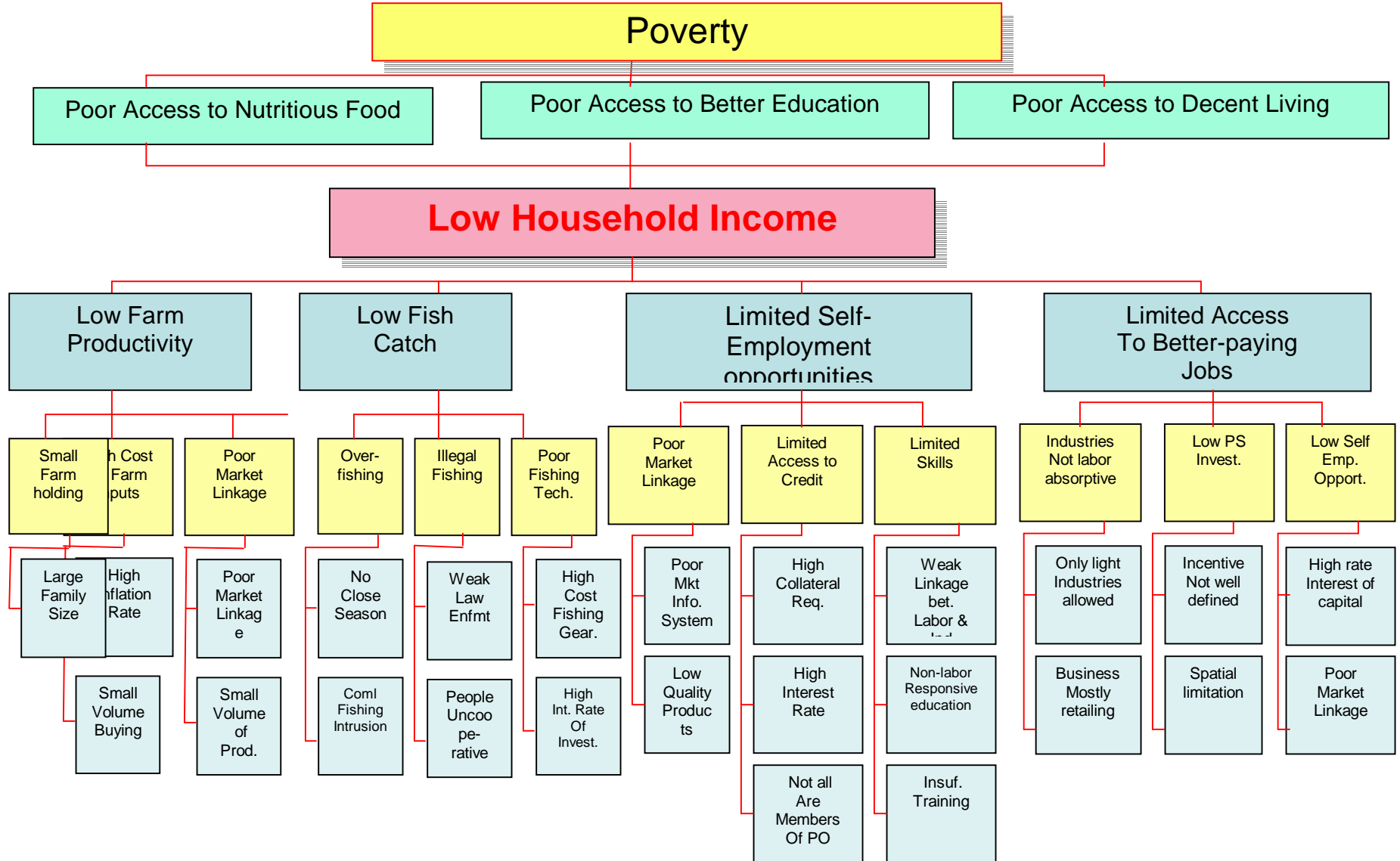
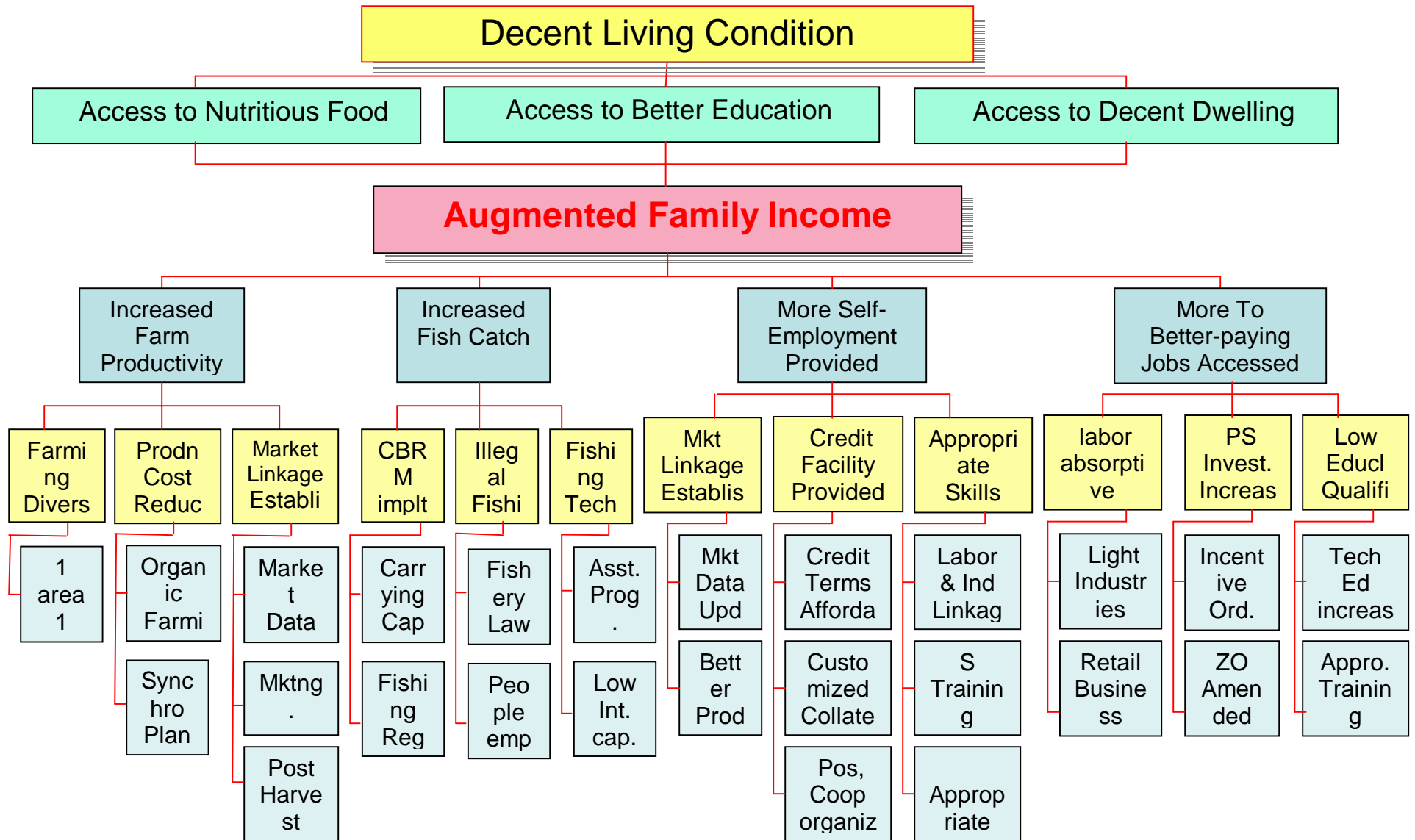


PROBLEM TREE: Tagbilaran City



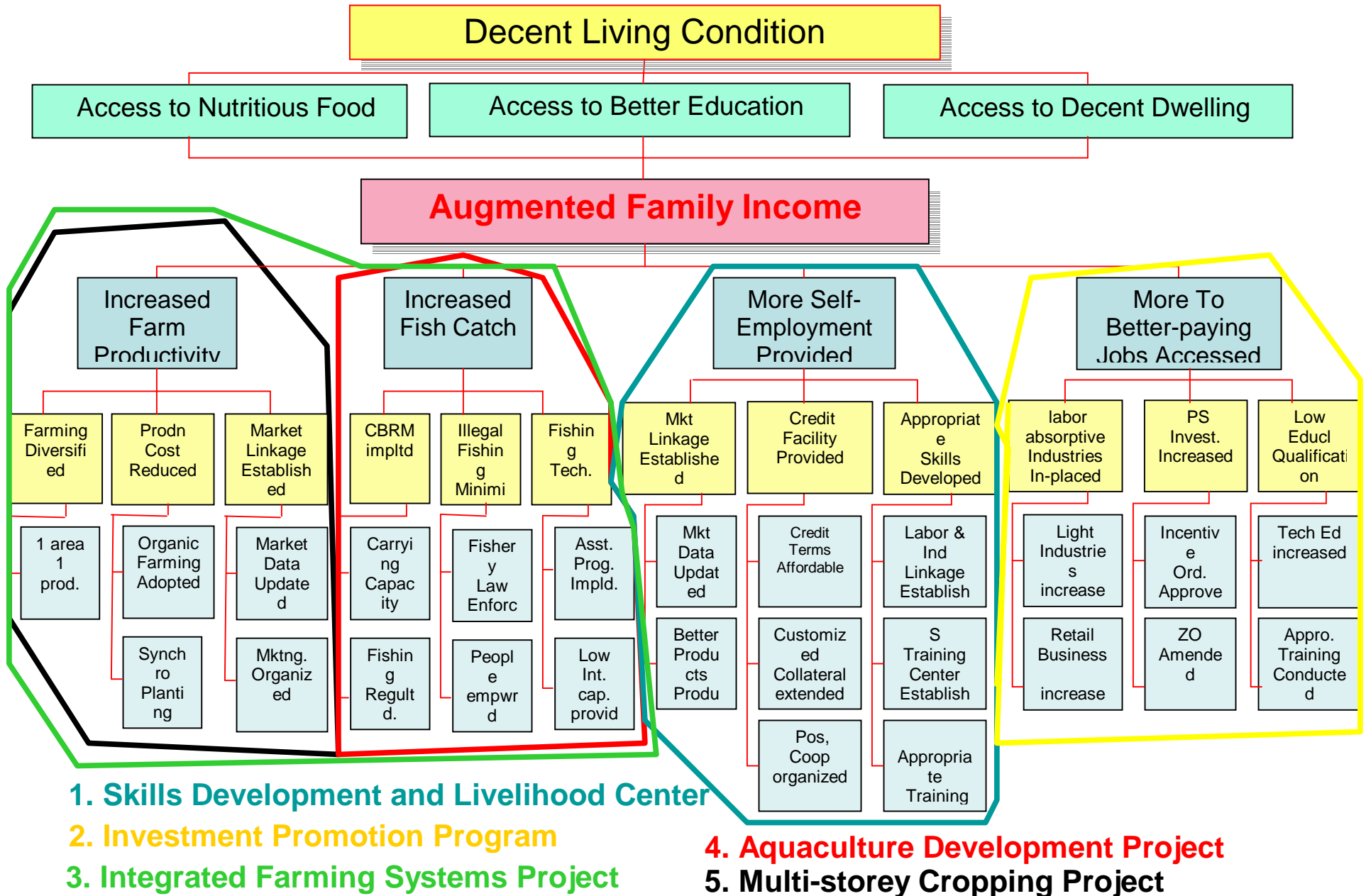
Poverty: HH below Food threshold; High % of School dropouts; Presence of beggars and Mendicants; High incidence of malnutrition; rampant squatting, tenurial problem, poor sanitation, high crime incidence, etc.

OBJECTIVES TREE: Tagbilaran City



Decent Living Condition : HH below Income Threshold decreased; School dropouts reduced; Reduction in the number of beggars and

Project Analysis of Alternatives



Project Alternative Analysis: Ranking

%	Criteria	1	2	3	4	5
15	1. Availability of Local Funds	0.75	0.3	0.15	0.45	0.6
10	2. Availability of Technology	0.2	0.3	0.4	0.1	0.5
10	3. Environmental Impact	0.1	0.2	0.4	0.5	0.3
10	4. Social Acceptability	0.5	0.4	0.3	0.2	0.1
15	5. LGU Priority	0.75	0.45	0.6	0.15	0.3
20	6. LPRAP Responsive	0.1	0.2	0.8	0.6	0.4
10	7. Sustainability	0.5	0.2	0.3	0.1	0.4
10	8. Time Element	0.3	0.5	0.2	0.1	0.4
100						
Total		3.2	2.55	3.15	2.2	3
Rank		1	4	2	5	3
	1. Skills Development and Livelihood					
	<i>2. Investment Promotion Program</i>					
	<i>3. Integrated Farming Systems</i>					
	<i>4. Aquaculture Development</i>					
	<i>5. Multi-Storey Cropping</i>					

LOGFRAME: Skills Development and Livelihood Center for Entrepreneurship and Self-Employment

Narrative	OVIs			MOV	Important Assumption
GOAL Reduced No. of HH living below Food threshold by 25% (500 of the 2,006) by 2008.				LPRAP Survey Data Map	
PURPOSE <ul style="list-style-type: none"> • Increased Farm Productivity by 10% of Farming HHs in 2008 • Increased Fish Catch by 10% in 2008 to fishermen living below food threshold. • Accessed of More Better-Paying Jobs to 20% of unemployed members of household below food threshold. • Created Self-Employment Opportunities to 40% to others HH living below Food threshold 	Y1	Y2	Y3	LPRAP Data	-The area is not devastated by typhoon. -Coml Fishing Vessels intrusion prevented -Private Investment increased -Affordable Micro financing facility established
	30%	40%	40%	LPRAP Data	
	30%	40%	40%	LPRAP Data	
	25%	35%	40%	LPRAP Data	
	25%	35%	40%	LPRAP Data	
OUTPUT 4.1 One Skills Development Facility Established 4.2 Credit Facility Provided to 60% of HH below Income threshold 4.3 MIC-MAC Established.	1	-	-	Photo, EO	Funds are available and on time
	25%	35%	40%	Credit Agreement	
	1	-	-	EO, Photo, Info Board	
ACTIVITY					

**LOGFRAME: Skills Development and Livelihood Center for
Entrepreneurship and Self-Employment**

Narrative	OVIs			MOV	Important Assumption
<u>GOAL</u> Reduced No. of HH living below Income threshold by 15% by 2008					
<u>Purpose level objective No. 4</u> Created Self-Employment Opportunities to 40% to others HH living below Food threshold	Y1	Y2	Y3	LPRAP dATA	
	25%	35%	40%		
<u>OUTPUT</u> 4.1 One Skills Development Facility Established	1	-	-	Photo, EO	-Affordable Micro financing facility established
<u>ACTIVITY</u> 4.1.1 Issue Executive Order establishing the office. 4.1.2 Appoint or designate Focal person. 4.1.3 Organize Office 4.1.4 Resource mobilization 4.1.5 TNA (Human & materials) 4.1.6 Prepare Training design 4.1.7 Conduct Training on Skills and Product development 4.1.8 Post training M & E	Y1	Y2	Y3	EO SO Org Structure Trng Info Data Attendance Sheet M&E Report	Funds are available and on time
	1				
	X				
	X				
	X				
	X				
	X	X	X		
	X	X	X		

**LOGFRAME: Skills Development and Livelihood Center for
Entrepreneurship and Self-Employment**

Narrative	OVIs			MOV	Important Assumption
<u>GOAL</u> Reduced No. of HH living below Income threshold by 15% by 2008					
<u>Purpose level objective No. 4</u> Created Self-Employment Opportunities to 40% to others HH living below Food threshold	Y1	Y2	Y3	LPRAP Data	
	25%	35%	40%		
<u>OUTPUT</u> 4.2 Credit Facility Provided to 60% of HH below Income threshold	25%	35%	40%	Credit Agreement	-Affordable Micro financing facility established
<u>ACTIVITY</u> 4.2.1 Appropriate funds for Microfinance Projects. 4.2.2 Identify other credit facilities 4.2.3 Develop mechanism for Micro financing projects. 4.2.4 Organize target groups 4.2.5 Identify target beneficiaries 4.2.6 Conduct trainings (entrepreneurial, financial, quality control, etc.) 4.2.7 Supervision, M & E	Y1	Y2	Y3	Budget Ordinance Credit Facility list Financing Program Roster of Members List of Beneficiaries Attendance Sheet M&E report	Funds are available and on time
	X				
	X				
	X				
	X				
	X				
	X	X	X		
	X	X	X		

**LOGFRAME: Skills Development and Livelihood Center for
Entrepreneurship and Self-Employment**

Narrative	OVIs			MOV	Important Assumption
<u>GOAL</u> Reduced No. of HH living below Income threshold by 15% by 2008					
<u>Purpose level objective No. 4</u> Created Self-Employment Opportunities to 40% to others HH living below Food threshold	Y1	Y2	Y3	LPRAP Data	
	25%	35%	40%		
<u>OUTPUT</u> 4.3 MIC-MAC Established.	1	-	-	EO, Photo, Info Board	-Affordable Micro financing facility established
<u>ACTIVITY</u> 4.3.1 Organize Office 4. 3.2 Appoint or designate focal person 4.3.3 Gather market and production data. 4.3.4 Establish Data Bank 4.3.5 Conduct IEC 4.3.6 Conduct cross visits 4.3.7 M & E	Y1	Y2	Y3	Orgl Chart SO Survey Result Data Bank IEC Materials Attendance, Photos M&E report	Funds are available and on time
	X				
	X				
	X				
	X				
	X	X	X		
	X	X	X		

STAKEHOLDERS ANALYSIS MATRIX: Tagbilaran

Stakeholder	Characteristics	Strengths	Weaknesses	Interest / Expectations	Implications to Project Design
Name of Stakeholder	Social, Economic; Mandates, functions	Area of Competence	Limitations, physical, financial, competencies, etc.	Objectives, interest to the project	Possible actions required; how to deal with the beneficiaries
CMO	Set Policies, directions	Executive power	Changing Priorities	Full implementation of the ordinance	Issuance of Orders
CPDC	Facilitate formulation of plans	Ability in plan formulation	Limited trained staff	Better Planning and coordination	More specialized training
TESDA	Skills certification and Institutional accreditation	Technical Persons as Trainers	Limited Staff	LGU can provide counterparts in trainings.	Set minimum requirements for accreditation & certification
Partner NGO	Provision of Training Support and Facilitation	Technical Persons as Trainers and Facilitators	Assistance are Project-Based	Wider Community participation	Make referrals and assist in determining training needs.
Office of the Vice Mayor	Policy research and livelihood initiatives.	Technical Staff exposed to project development	Catering to large and diverse constituents.	Actions on poverty reduction be data-based.	Provide additional inputs on value formation and legislative matters.
HRMO	Personnel development	Technology on TNA	Few Staff	Skills training supported by Micro financing.	Trained and appoint HR Trainers in every Department.
Barangay Officials	Direct supervisors or project implementers	Good knowledge of people and their needs	Limited trained staff	Fair selection of beneficiaries	Sustainability.
Target Beneficiaries	Materially and Technically deprived	Drive to improve their living condition	Wait and see attitude	Govt to support capital, marketing and training.	Sustainability

Preliminary Risk Management Plan

RISK EVENT	POSSIBLE EFFECT	RANKING		Management Response	Resp. Person or Agency
		Prob.	Impact		
INSTITUTIONAL RISK					
Concerned agencies Not consulted in project preparation	Institutional accreditation and skills certification will not be acted properly.			Include TESDA in project development and implementation	CPDC
TECHNICAL RISK					
Incomplete process of selecting training module	Mismatch of jobs and skills developed			Aside LPRAP data, conduct stakeholders consultation.	OCPDC, VMO, CDSWD
POLITICAL RISK					
Change of political priorities	Suspension trainings and reduction of Budget			Passage of Ordinance for the center creation	
INFRASTRUCTURE RISK					
CENTER NOT ENOUGH FOR GROWING PAX	Too many pax for better output and			Phased training and setting of definite no. per module.	Center Mgt.; Livelihood Council
FIANCIAL RISK					
Reduction of IRA	Structures may not be completed and only few modules implemented			Link with other support agencies or institution for support	CPDC, CDSWD, Center Mgt.
SOCIAL RISK					
Unmet job needs for trained and certified pax	Few will trust the program.			Regular dialogue with industry players.	

Responsibility Matrix

Narrative	CMO	CPDC	TESDA	VMO	HRMO	CDSWD	Brgy Officials
Purpose Level Objective Component 4. Created Self-Employment Opportunities to 40% to others HH living below Food threshold							
OUTPUT 4.1 One Skills Development Facility Established	<input checked="" type="checkbox"/>	<input type="checkbox"/>	<input type="checkbox"/>	<input type="checkbox"/>	<input type="checkbox"/>	<input type="checkbox"/>	<input type="checkbox"/>
4.2 Credit Facility Provided to 60% of HH below Income threshold	<input type="checkbox"/>	<input type="checkbox"/>	<input type="checkbox"/>	<input checked="" type="checkbox"/>	<input type="checkbox"/>	<input type="checkbox"/>	<input type="checkbox"/>
4.3 MIC-MAC Established	<input type="checkbox"/>	<input checked="" type="checkbox"/>	<input type="checkbox"/>	<input type="checkbox"/>	<input type="checkbox"/>	<input type="checkbox"/>	<input type="checkbox"/>

Lead

Support Office